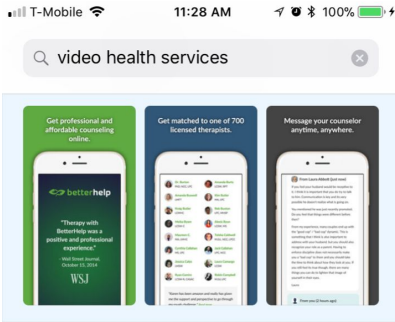

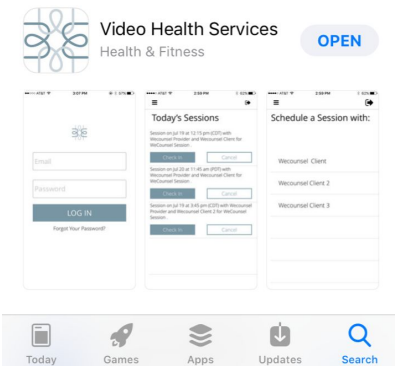


How To Connect an Iphone To Therapysites Telecounseling



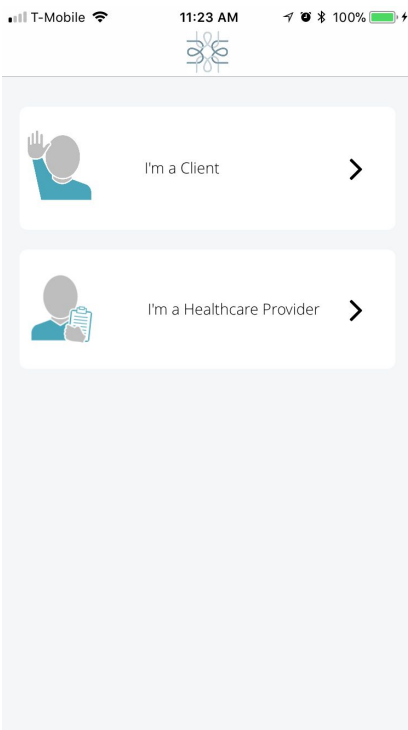
Step 1:

Go to the App Store and search for the 'Video Health Services' application



Step 2:

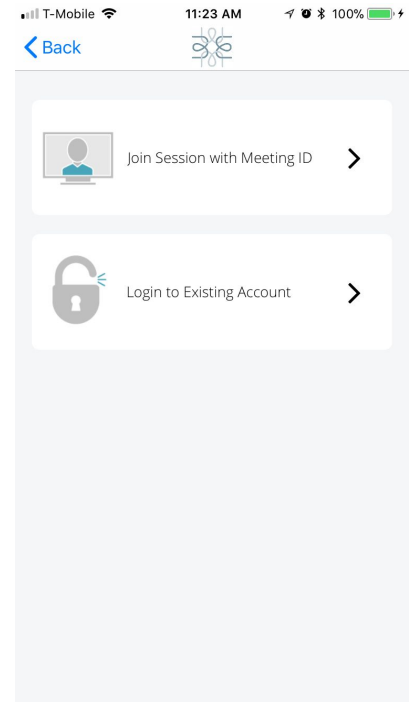
Click the newly downloaded Video Health Services App



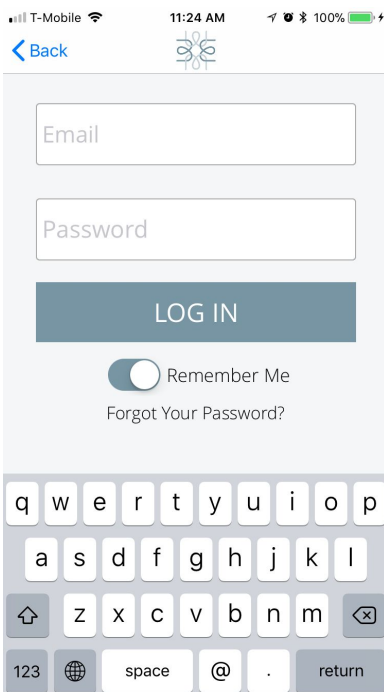
Step 3:

You will be presented with an option to login as a Client or a Provider. **CLICK CLIENT**

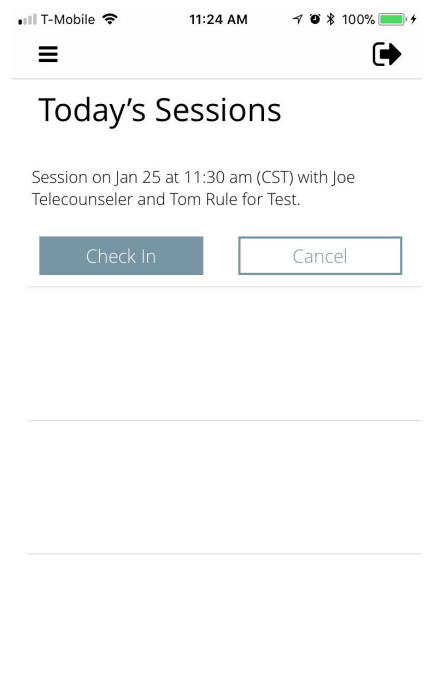
Step 4:
Next you will need to select
LOGIN TO EXISTING ACCOUNT



Step 5:
Log in using your current
Telecounseling Portal Login
this would have been set up
through the welcome email
from the provider



Step 6:
Click CHECK IN
This will send you straight into a
video chat session with your
provider. Please keep in mind
Features are limited and quality will
be based on internet/cell connection



T-Mobile

11:26 AM

100%

< Leave Session



Step 7:

ENJOY!

You and your provider are now connected.

You will appear on the top while the provider will appear on the bottom